



# QUICKSCAN - CANVAS Machine learning solar panel generation calculator


**NAME:** Machine learning solar panel generation calculator 

**DATE:** May 16, 2026 8:50 AM

**DESCRIPTION OF TECHNOLOGY**  
with existing data i want to predict weather paterns for the next year and with this data predict how much solar panels will generate.

**HUMAN VALUES** 


identity should not be affected by this technology, it is aimed to infrom poeple to make smart decissions regarding the purchase of solar panels

**TRANSPARENCY** 


yes, the technology and business model will be explained and their is a high probability poeple will understand it as it is something that is being done for centuries.

**IMPACT ON SOCIETY** 


solar panels are expensive and poeple want a positive return on their investment.

**STAKEHOLDERS** 


- Poeple who own solar panels
- Poeple contemplating about purchasing solar panels

**SUSTAINABILITY** 


one of the aims of this technology is to encourage poeple to install solar panels which is sustainable energy.

**HATEFUL AND CRIMINAL ACTORS** 


i can not think of anyway poeple cna break the law with this technology

**DATA** 


the basis of this technology is weather prediction which is fundamentally flawed. furthermore the data is based on some specific locations and will never be completly accurate.

**FUTURE** 

hopefully the use of solar panels will increase

**PRIVACY** 


the technology will not store data bout poeple, we will ask which type of solar panel they want for the calculation but this will not be stored and can also be used to compare different types of solar panels.

**INCLUSIVITY** 


weather predictions have never been anything more then a "educated" guess. it will be impossible to make a correct prediction.

**FIND US ON [WWW.TICT.IO](http://www.tict.io)**

**THIS CANVAS IS PART OF THE TECHNOLOGY IMPACT CYCLE TOOL. THIS CANVAS IS THE RESULT OF A QUICKSCAN. YOU CAN FILL OUT THE FULL TICT ON [WWW.TICT.IO](http://www.tict.io)**

# QUICKSCAN - CANVAS admitted to the public **Building solar panel generation calculator**

**NAME:** Machine learning solar panel generation calculator 

**DATE:** May 16, 2026 8:50 AM

**DESCRIPTION OF TECHNOLOGY**  
with existing data i want to predict weather paterns for the next year and with this data predict how much solar panels will generate.

**HUMAN VALUES** 

**How is the identity of the (intended) users affected by the technology?**

To help you answer this question think about sub questions like:

- If two friends use your product, how could it enhance or detract from their relationship?
- Does your product create new ways for people to interact?...

**TRANSPARENCY** 

**Is it explained to the users/stakeholders how the technology works and how the business model works?**

- Is it easy for users to find out how the technology works?
- Can a user understand or find out why your technology behaves in a certain way?
- Are the goals explained?
- Is the idea of the technology explained?
- Is the technology company transparent about the way their...

**IMPACT ON SOCIETY** 

**What is exactly the problem? Is it really a problem? Are you sure?**

Can you exactly define what the challenge is? What problem (what 'pain') does this technology want to solve? Can you make a clear definition of the problem? What 'pain' does this technology want to ease? Whose pain? Is it really a problem? For who? Will solving the problem make the world better? Are you sure? The problem definition will help you to determine...

**STAKEHOLDERS** 

**Who are the main users/targetgroups/stakeholders for this technology? Think about the intended context by...**

When thinking about the stakeholders, the most obvious one are of course the intended users, so start there. Next, list the stakeholders that are directly affected. Listing the users and directly affected stakeholders also gives an impression of the intended context of the technology.

...

**SUSTAINABILITY** 

**In what way is the direct and indirect energy use of this technology taken into account?**

One of the most prominent impacts on sustainability is energy efficiency. Consider what service you want this technology to provide and how this could be achieved with a minimal use of energy. Are improvements possible?

**HATEFUL AND CRIMINAL ACTORS** 

**In which way can the technology be used to break the law or avoid the consequences of breaking the law?**

Can you imagine ways that the technology can or will be used to break the law? Think about invading someone's privacy. Spying. Hurting people. Harassment. Steal things. Fraud/identity theft and so on. Or will people use the technology to avoid facing the consequences of breaking the law (using trackers to evade speed radars or using bitcoins to launder...)

**DATA** 

**Are you familiar with the fundamental shortcomings and pitfalls of data and do you take this sufficiently into...**

There are fundamental issues with data. For example:

- Data is always subjective;
- Data collections are never complete;
- Correlation and causation are tricky concepts;
- Data collections are often biased;...

**FUTURE** 

**What could possibly happen with this technology in the future?**

Discuss this quickly and note your first thoughts here. Think about what happens when 100 million people use your product. How could communities, habits and norms change?

**PRIVACY** 

**Does the technology register personal data? If yes, what personal data?**

If this technology registers personal data you have to be aware of privacy legislation and the concept of privacy. Think hard about this question. Remember: personal data can be interpreted in a broad way. Maybe this technology does not collect personal data, but can be used to assemble personal data. If the technology collects special personal data (like...

**INCLUSIVITY** 

**Does this technology have a built-in bias?**

Do a brainstorm. Can you find a built-in bias in this technology? Maybe because of the way the data was collected, either by personal bias, historical bias, political bias or a lack of diversity in the people responsible for the design of the technology? How do you know this is not the case? Be critical. Be aware of your own biases....

**FIND US ON [WWW.TICT.IO](http://WWW.TICT.IO)**

**THIS CANVAS IS PART OF THE TECHNOLOGY IMPACT CYCLE TOOL. THIS CANVAS IS THE RESULT OF A QUICKSCAN. YOU CAN FILL OUT THE FULL TICT ON WWW.TICT.IO**