




NAME: A.I 

DATE: May 16, 2026 11:12 AM


DESCRIPTION OF TECHNOLOGY
 Traffic accidents cause thousands of injuries and deaths each year in the European Union and around the world. The reasons for them are many and in my project, I will try to correlate specific patterns associated with them and I will estimate the probability of a traffic accident. This could be used as a helpful tool for authorities to warn drivers beforehand and maybe reduce the chances of such an...

HUMAN VALUES 


The identity of the intended users are road safety authorities. This product may serve as a way to indicate the chances of a traffic accident and the result can be communicated with the drivers of vehicles.

TRANSPARENCY 


This technology can be used by anyone, it would not require training, it will automatically receive the data it needs on its own and it will only inform the users of the chances of road accidents on a particular time of day in a particular area. This is so the users of the application (road safety authorities) can warn the drivers about the conditions.

IMPACT ON SOCIETY 


There are thousands of traffic accidents per year and there are millions of people affected by them. This solution aims to find patterns associated with traffic accidents and calculate the chance of a traffic accident based on multiple conditions. This could serve as a good tool for authorities to warn drivers that are currently on the road and to make sure that all of them are aware of higher chance of a traffic accident.

STAKEHOLDERS 


- Road safety authorities
- Vehicles drivers
- Vehicles passangers
- Pedestrians

SUSTAINABILITY 


Not applicable

HATEFUL AND CRIMINAL ACTORS 


This technology could not be used to break the law.

DATA 


I am familiar with the shortcomings of the provided data as it may trick people into thinking that low chances of accident equals no chance, so it may decrease the attention of some drivers. This can be prevented by making sure the drivers are aware that even with perfect conditions an accident can still happen, as humans are the ones behind the wheel.

FUTURE 

This technology can be developed more and more associated variables can be put into the model so it becomes more efficient in predicting the likelihood of a road accident.

PRIVACY 




This technology does not register personal data.

INCLUSIVITY 

This technology does not have a built-in bias

FIND US ON www.tict.io

THIS CANVAS IS PART OF THE TECHNOLOGY IMPACT CYCLE TOOL. THIS CANVAS IS THE RESULT OF A QUICKSCAN. YOU CAN FILL OUT THE FULL TICT ON [WWW.TICT.IO](http://www.tict.io)

NAME: A.I 

DATE: May 16, 2026 11:12 AM

DESCRIPTION OF TECHNOLOGY
 Traffic accidents cause thousands of injuries and deaths each year in the European Union and around the world. The reasons for them are many and in my project, I will try to correlate specific patterns associated with them and I will estimate the probability of a traffic accident. This could be used as a helpful tool for authorities to warn drivers beforehand and maybe reduce the chances of such an...

HUMAN VALUES 

How is the identity of the (intended) users affected by the technology?

To help you answer this question think about sub questions like:

- If two friends use your product, how could it enhance or detract from their relationship?
- Does your product create new ways for people to interact?...

TRANSPARENCY 

Is it explained to the users/stakeholders how the technology works and how the business model works?

- Is it easy for users to find out how the technology works?
- Can a user understand or find out why your technology behaves in a certain way?
- Are the goals explained?
- Is the idea of the technology explained?
- Is the technology company transparent about the way their...

IMPACT ON SOCIETY 

What is exactly the problem? Is it really a problem? Are you sure?

Can you exactly define what the challenge is? What problem (what 'pain') does this technology want to solve? Can you make a clear definition of the problem? What 'pain' does this technology want to ease? Whose pain? Is it really a problem? For who? Will solving the problem make the world better? Are you sure? The problem definition will help you to determine...

STAKEHOLDERS 

Who are the main users/targetgroups/stakeholders for this technology? Think about the intended context by...

When thinking about the stakeholders, the most obvious one are of course the intended users, so start there. Next, list the stakeholders that are directly affected. Listing the users and directly affected stakeholders also gives an impression of the intended context of the technology.

...

SUSTAINABILITY 

In what way is the direct and indirect energy use of this technology taken into account?

One of the most prominent impacts on sustainability is energy efficiency. Consider what service you want this technology to provide and how this could be achieved with a minimal use of energy. Are improvements possible?

HATEFUL AND CRIMINAL ACTORS 

In which way can the technology be used to break the law or avoid the consequences of breaking the law?

Can you imagine ways that the technology can or will be used to break the law? Think about invading someone's privacy. Spying. Hurting people. Harassment. Steal things. Fraud/identity theft and so on. Or will people use the technology to avoid facing the consequences of breaking the law (using trackers to evade speed radars or using bitcoins to launder...)

DATA 

Are you familiar with the fundamental shortcomings and pitfalls of data and do you take this sufficiently into...

There are fundamental issues with data. For example:

- Data is always subjective;
- Data collections are never complete;
- Correlation and causation are tricky concepts;
- Data collections are often biased;...

FUTURE 

What could possibly happen with this technology in the future?

Discuss this quickly and note your first thoughts here. Think about what happens when 100 million people use your product. How could communities, habits and norms change?

PRIVACY 

Does the technology register personal data? If yes, what personal data?

If this technology registers personal data you have to be aware of privacy legislation and the concept of privacy. Think hard about this question. Remember: personal data can be interpreted in a broad way. Maybe this technology does not collect personal data, but can be used to assemble personal data. If the technology collects special personal data (like...

INCLUSIVITY 

Does this technology have a built-in bias?

Do a brainstorm. Can you find a built-in bias in this technology? Maybe because of the way the data was collected, either by personal bias, historical bias, political bias or a lack of diversity in the people responsible for the design of the technology? How do you know this is not the case? Be critical. Be aware of your own biases....

FIND US ON WWW.TICT.IO

THIS CANVAS IS PART OF THE TECHNOLOGY IMPACT CYCLE TOOL. THIS CANVAS IS THE RESULT OF A QUICKSCAN. YOU CAN FILL OUT THE FULL TICT ON WWW.TICT.IO