



QUICKSCANredactiva F1 races excitement level based on historical data


NAME: Predicting F1 races excitement level based on historical data 

DATE: May 16, 2026 3:40 AM


DESCRIPTION OF TECHNOLOGY
I will use historical data from f1 races to find out what makes a f1 race exciting and use that to predict future races for people who want to attend a f1 race but dont know which one to go to.

HUMAN VALUES 

The F1 Race Excitement Prediction Tool enriches Formula 1 fan experiences by offering data-driven race excitement predictions. It fosters shared interests and discussions among friends, enhancing their enjoyment of the sport. This tool doesn't replace human roles but adds a new dimension to race watching. It's designed to respect users' dignity and aligns with their identity as informed enthusiasts, empowering them with knowledge. However, it doesn't fundamentally change people or impose beliefs. Instead, it serves as an...

TRANSPARENCY 


Our technology's workings and goals are explained through accessible resources. Users can find information on how race data feeds into our predictive models on our website. While the detailed algorithmic functions aren't fully disclosed partly due to the complexity of AI processes we ensure transparency in our business model and the tool's purpose. We aim for clarity on the technology's scope and limitations, providing insights into what factors influence excitement predictions. However, like many AI systems, pinpointing exa...

IMPACT ON SOCIETY 


The purpose of the F1 Race Excitement Prediction Tool is to enhance the Formula 1 viewing experience for fans and assist broadcasters in event planning. Recognizing that the unpredictability of excitement in races can lead to viewer dissatisfaction, this tool aims to predict excitement levels using data analytics. It evaluates factors like driver performances, track characteristics, and historical race data, offering fans insights into which races might be the most thrilling. For broadcasters, these predictions aid in strategic...

STAKEHOLDERS 


- Regular F1 fans
- Broadcasters

SUSTAINABILITY 


Our tool operates largely through cloud-based services, which require energy. We prioritize hosting with environmentally responsible data centers to minimize our carbon footprint. While cloud computing is energy-intensive, we explore ways to optimize our algorithms for efficiency, reducing unnecessary data processing and storage. Future updates could shift more computational tasks to local devices, decreasing reliance on central servers and further conserving energy. Continuous evaluation and adoption of greener...

HATEFUL AND CRIMINAL ACTORS 


The F1 Race Excitement Prediction Tool, while designed to enhance viewing experiences, could be misused for illegal betting, giving some users an unfair advantage. There's also a risk of data breaches or misuse for manipulative marketing if race data falls into the wrong hands. Additionally, the tool's predictions could be exploited to unethically influence stock markets or financial standings of teams and sponsors. It's crucial to ensure strong safeguards against such misuse of the tool's data analytics capabilities to prevent these potenti...

DATA 


We acknowledge that data can be subjective and incomplete, with potential biases and complexities. Our tool mitigates these challenges by using diverse, comprehensive datasets and continually updating its algorithms. We prioritize transparency in how data influences predictions and actively work to address biases. Recognizing that data cannot perfectly capture race excitement, we emphasize the tool's role as an informative guide rather than an absolute authority, and we educate users about these data limitations.

FUTURE 

If 100 million people use our tool, it could significantly alter how Formula 1 is consumed and discussed. The tool might foster a more data-driven fan community, where discussions are influenced by predictive analytics. This could change viewing habits, with fans prioritizing races predicted to be more exciting. It might also shift norms around sports betting, with increased reliance on data predictions. However, widespread use could also lead to unintended consequences, such as overly homogenized perceptions of races or...

PRIVACY 




The F1 Race Excitement Prediction Tool uses public race data and doesn't directly collect personal data. However, integrating user feedback could indirectly gather personal opinions, potentially falling under GDPR regulations. Expansion to include personalized features based on viewing history would involve processing personal data, requiring strict adherence to privacy laws. In such cases, data protection principles must be rigorously applied to ensure security, transparency, and consent in data handling. When...

INCLUSIVITY 


Built-in bias in our tool could stem from historical race data reflecting past technological or team advantages, or from the subjective nature of what constitutes 'excitement.' Data primarily from certain circuits or eras might skew predictions. Our team regularly reviews and updates the datasets to ensure diversity and contemporary relevance. We acknowledge our own biases and challenge assumptions by considering diverse fan perspectives. This continuous critical evaluation helps us refine the tool, aiming for an unbiased,...

FIND US ON WWW.TICT.IO

THIS CANVAS IS PART OF THE TECHNOLOGY IMPACT CYCLE TOOL. THIS CANVAS IS THE RESULT OF A QUICKSCAN. YOU CAN FILL OUT THE FULL TICT ON WWW.TICT.IO






QUICKSCANred Canvas F1 Headers Statement level based on historical data

NAME: Predicting F1 races excitement level based on historical data 

DATE: May 16, 2026 3:40 AM

DESCRIPTION OF TECHNOLOGY
I will use historical data from f1 races to find out what makes a f1 race exciting and use that to predict future races for people who want to attend a f1 race but dont know which one to go to.

HUMAN VALUES 

How is the identity of the (intended) users affected by the technology?


To help you answer this question think about sub questions like:

- If two friends use your product, how could it enhance or detract from their relationship?
- Does your product create new ways for people to interact?...

TRANSPARENCY 


Is it explained to the users/stakeholders how the technology works and how the business model works?

- Is it easy for users to find out how the technology works?
- Can a user understand or find out why your technology behaves in a certain way?
- Are the goals explained?
- Is the idea of the technology explained?
- Is the technology company transparent about the way their...

IMPACT ON SOCIETY 

What is exactly the problem? Is it really a problem? Are you sure?


Can you exactly define what the challenge is? What problem (what 'pain') does this technology want to solve? Can you make a clear definition of the problem? What 'pain' does this technology want to ease? Whose pain? Is it really a problem? For who? Will solving the problem make the world better? Are you sure? The problem definition will help you to determine...

STAKEHOLDERS 

Who are the main users/targetgroups/stakeholders for this technology? Think about the intended context by...


When thinking about the stakeholders, the most obvious one are of course the intended users, so start there. Next, list the stakeholders that are directly affected. Listing the users and directly affected stakeholders also gives an impression of the intended context of the technology.

...

SUSTAINABILITY 


In what way is the direct and indirect energy use of this technology taken into account?

One of the most prominent impacts on sustainability is energy efficiency. Consider what service you want this technology to provide and how this could be achieved with a minimal use of energy. Are improvements possible?

HATEFUL AND CRIMINAL ACTORS 

In which way can the technology be used to break the law or avoid the consequences of breaking the law?


Can you imagine ways that the technology can or will be used to break the law? Think about invading someone's privacy. Spying. Hurting people. Harassment. Steal things. Fraud/identity theft and so on. Or will people use the technology to avoid facing the consequences of breaking the law (using trackers to evade speed radars or using bitcoins to launder...)

DATA 

Are you familiar with the fundamental shortcomings and pitfalls of data and do you take this sufficiently into...


There are fundamental issues with data. For example:

- Data is always subjective;
- Data collections are never complete;
- Correlation and causation are tricky concepts;
- Data collections are often biased;...

FUTURE 


What could possibly happen with this technology in the future?

Discuss this quickly and note your first thoughts here. Think about what happens when 100 million people use your product. How could communities, habits and norms change?

PRIVACY 

Does the technology register personal data? If yes, what personal data?

If this technology registers personal data you have to be aware of privacy legislation and the concept of privacy. Think hard about this question. Remember: personal data can be interpreted in a broad way. Maybe this technology does not collect personal data, but can be used to assemble personal data. If the technology collects special personal data (like...

INCLUSIVITY 

Does this technology have a built-in bias?

Do a brainstorm. Can you find a built-in bias in this technology? Maybe because of the way the data was collected, either by personal bias, historical bias, political bias or a lack of diversity in the people responsible for the design of the technology? How do you know this is not the case? Be critical. Be aware of your own biases....

FIND US ON WWW.TICT.IO

THIS CANVAS IS PART OF THE TECHNOLOGY IMPACT CYCLE TOOL. THIS CANVAS IS THE RESULT OF A QUICKSCAN. YOU CAN FILL OUT THE FULL TICT ON WWW.TICT.IO

